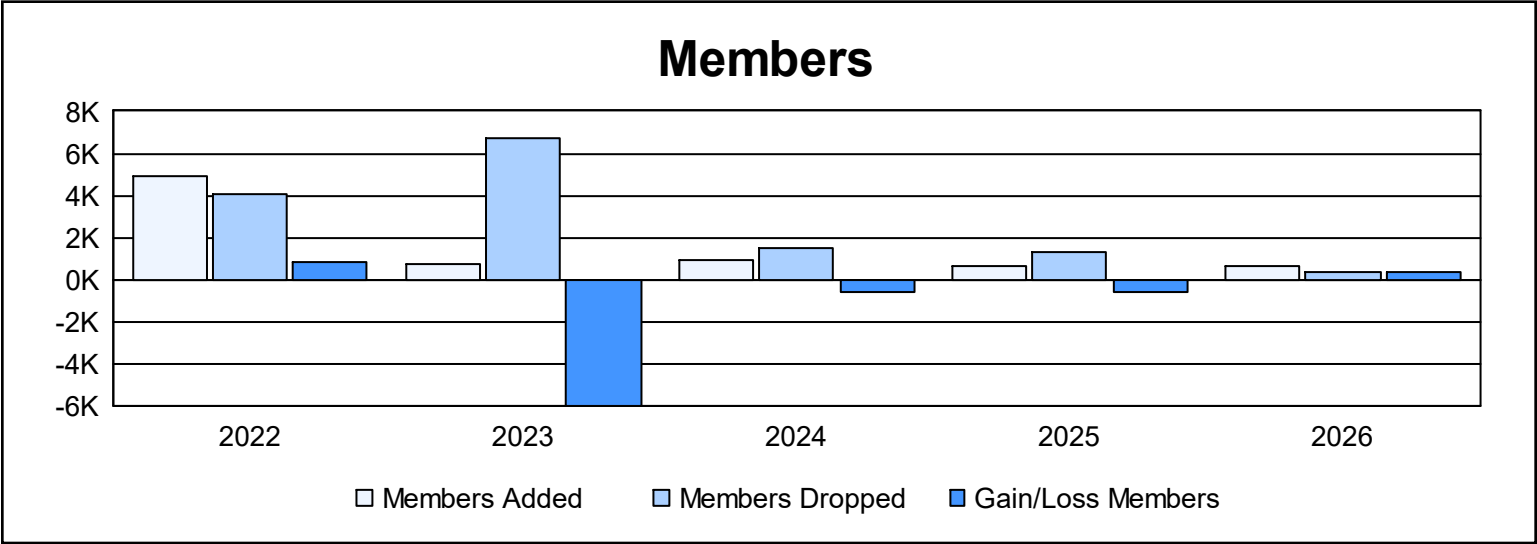
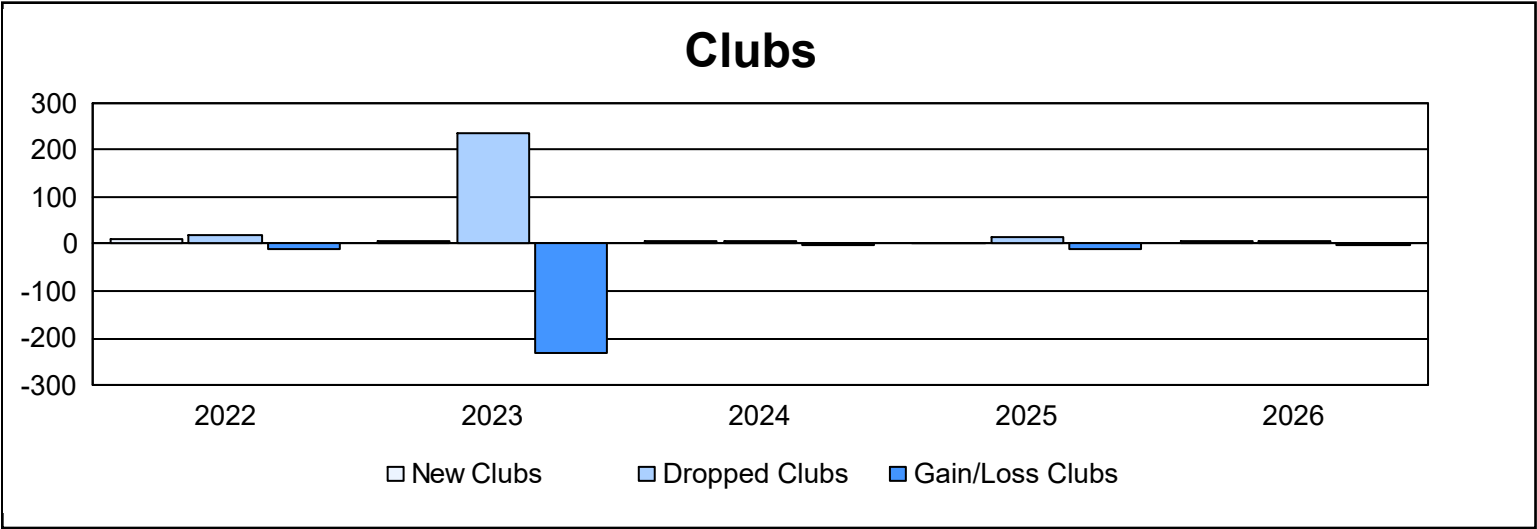
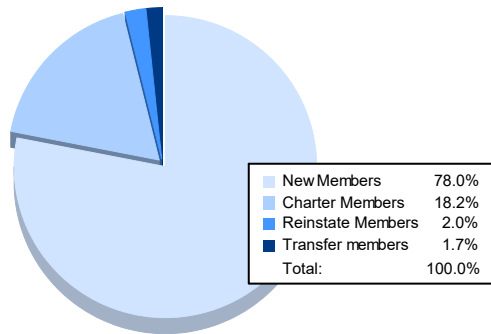


Year	New Clubs	Dropped Clubs	Gain/ Loss Clubs	New Members	Charter Members	Reinstate Members	Transfer Members	Total Member Added	Total Members Dropped	Gain/ Loss Members
2021-2022	10	21	-11	3,167	1,440	218	38	4,863	4,057	806
2022-2023	5	236	-231	370	188	21	167	746	6,731	-5,985
2023-2024	6	7	-1	532	198	169	38	937	1,526	-589
2024-2025	3	14	-11	387	64	141	68	660	1,270	-610
2025-2026	5	8	-3	497	116	13	11	637	305	332
Average	6	57	-51	991	401	112	64	1,569	2,778	-1,209



Membership Composition January 2026 Cumulative



Gender Composition January 2026 Cumulative

